


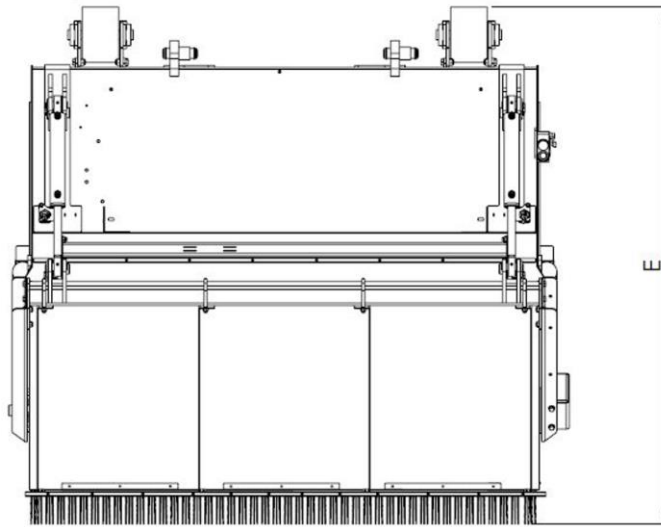
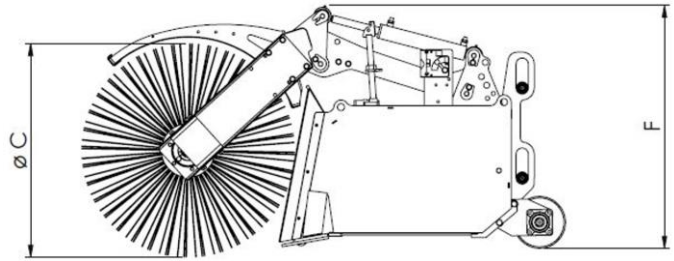
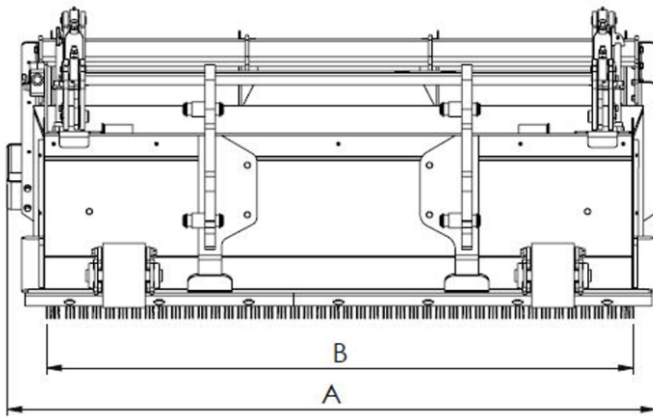
STARK -BUCKET SWEEPERS, ST-MODELS



- The most effective choice for diverse sweeping of courtyards and street
 - Good visibility increases working safety
 - Professional's choice
-
- Large diameter 900 mm brush lamellas as standard with outstanding cleaning performance and long lifetime. Diameter 700 mm lamellas available as an alternative.
 - FLOATING FRAME provides for fine finished, cleaned brushed surface
 - Wear resistance steel support rollers improve on usability
 - The bolt-mounted curb guards shield the sweeper body from damages, when sweeping the pavement edges and corners
 - Freely adjustable irrigating nozzles can be pointed to the wanted direction
 - Bolted mudguard brackets are replaceable, makes it easier and quicker to do repairs when needed
 - Bolted STARK FIT adapters are fast to replace according to tractor / wheel loader
 - The rubber collar around the bucket opening prevents the dust spreading during brushing
 - Hydraulic motor is integrated inside the brush roller to protect it against impacts
 - As an option is available high-pressure water pump for efficient dust suppression and it can be used as a pressure washer as well.
-
- Optional equipment : water line with nozzles, located at the rear wall of the sweeper body (irrigation need when reversing or when sweeper is equipped with an optional rotating device STARK RF900)
 - Accessories: high pressure dust suppression system, high pressure washer, water hose reel, support rollers, RF 900 turning device, bolt-on edge options, low pressure watering system (12/24 V), various hydraulic options, side brushes



STARK –attachments have been manufactured for over 40 years



Product	Max. width (mm)	Working width	Main broom diameter (mm)	Length (mm)	Height (mm)	Side brush working width	Water tank (l)	Dust container capacity (l)	Min. oil absorption (l/min)	Max. oil flow (l/min)*	Max. pressure (bar)	Return line max. counter pressure (bar)	Weight (kg)**
	A	B	C	E	F								
KAH 1600 ST	1800	1600	900	1700	860	450	155	650	40	120	200	100	550
KAH 1800 ST	2000	1800	900	1700	860	450	155	750	40	120	200	100	620
KAH 2000 ST	2200	2000	900	1700	860	450	255	810	40	120	200	100	640
KAH 2510 ST	2700	2500	900	1700	1000	450	255	1030	40	120	200	100	790

*Available with flow limiter if capacity exceeds 120 l/min

**Weight includes fitting, without watering system. Note! Weight may vary depending on fitting type.