

TECHNICAL SPECIFICATIONS

DX160LC-7 HT

ENGINE

Designed to deliver superior performance and fuel efficiency, the Doosan G2 D34 diesel engine fully meets the latest Stage V emission regulations. To optimize machine performance, the engine uses high-pressure fuel injectors, air-to-air inter-cooler and electronic engine controls. 4-Cycle Water-Cooled, Wastegate Turbocharged, Diesel Oxidation Catalyst (DOC) & Selective Catalytic Reduction (SCR) and Diesel Particulate Filter (DPF), without EGR.

Model

Doosan G2 D34

No. of cylinders

4

Rated power at 2000 rpm

SAE J1995 86 kW (115 hp)

SAE J1349 81.6 kW (109 hp)

Max. torque at 1400 rpm

46.9 kgf·m

Idle (low - high)

950 [±10] - 2000 [±25] rpm

Displacement3409 cm³**Bore × stroke**

98 mm × 113 mm

Starter

24 V / 5 kW

Batteries - Alternator

2 × 12 V, 100 Ah – 24 V, 100 A

Air filter

Double element air cleaner

UNDERCARRIAGE

Extremely robust construction throughout - made of high-quality, durable materials, with all welded structures designed to limit stresses.

- Track rollers lubricated for life
- Idlers and sprockets fitted with floating seals
- Track shoes made of induction-hardened alloy with triple grouser
- Heat-treated connecting pins
- Hydraulic track adjuster with shock-absorbing tension mechanism

Upper rollers

2

Lower rollers

7

Number of links & shoes per side

45

Link pitch

190 mm

Tumbler distance (std)

3275 mm

HYDRAULIC SYSTEM

The e-EPOS (Electronic Power Optimising System) is the brain of the excavator – minimising fuel consumption and optimizing the efficiency of the hydraulic system for all working conditions. To harmonize the operation of the engine and the hydraulics, the e-EPOS is connected to the engine's electronic control unit (ECU) via a data transfer link.

- 2 travel speeds offer either increased torque or high speed
- Cross-sensing pump system for fuel savings
- Auto-deceleration system
- 4 operating modes, 4 power modes
- Flow and pressure control of auxiliary hydraulic circuits from control panel
- Computer-aided pump flow control

Main pump

2 × variable displacement tandem axial piston pump

Maximum flow at 2000 rpm 2 × 114 l/min

Pilot pump

Gear pump

Maximum flow at 2000 rpm 30 l/min

Relief valve settingsImplement 330 kgf/cm²Travel 350 kgf/cm²Swing 275 kgf/cm²Pilot 40 kgf/cm²**HYDRAULIC CYLINDERS**

High-strength steel piston rods and cylinder bodies. Shock-absorbing mechanism fitted in all cylinders for shock-free operation and extended piston life.

Cylinders	Quantity	Bore × rod diameter × stroke (mm)
Mono boom	2	110 × 75 × 1085
Articulated boom	2	110 × 75 × 970
Arm for mono boom	1	115 × 80 × 1108
Arm for articulated boom	1	115 × 80 × 1068
Bucket	1	100 × 70 × 900

TECHNICAL SPECIFICATIONS

CAB

The air-conditioning and heating systems are integrated for optimal climate control. An automatically-controlled fan supplies the pressurized and filtered cab air, which is distributed throughout the cab from multiple vents.

The heated air suspension, adjustable operator's seat includes a seat belt. The operator can adjust the ergonomic seat and joystick console separately according to his preferences.

A-weighted emission sound pressure level at the operator's position, LpAd (ISO 6396:2008)

Declared: 69 dB(A)

A-weighted sound power level, LwAd (2000/14/EC)

Declared: 100 dB(A)

Measured: 99 dB(A)

SWING MECHANISM

The swing mechanism uses an axial piston motor, driving a 2-stage planetary reduction gear bathed in oil for maximum torque.

- Swing bearing: single-row, shear type ball bearing with induction hardened internal gear
- Internal gear and pinion immersed in lubricant

Maximum swing speed

10.13 rpm

Maximum swing torque

4888 kgf·m

FLUID CAPACITIES

Fuel tank	265 l
Cooling system (radiator)	27.1 l
AdBlue® (DEF) tank	25 l
Hydraulic oil tank	145 l
Engine oil	12.6 l
Swing drive	3 l
Travel device	2 × 2 l

DRIVE

Each track is driven by an independent, high-torque axial piston motor through a planetary reduction gearbox. Two levers / foot pedals guarantee smooth travel with counter-rotation on demand. The track frame protects the travel motor, brake and planetary gears. The multi-disc track brakes are spring-applied and hydraulic released.

Travel speed (low - high)

2.9 - 4.7 km/h

Maximum traction

15.2 t

Maximum gradeability

35° / 70%

WEIGHT

	Shoe width (mm)	Machine weight (t)	Ground pressure (kgf/cm ²)
Triple grouser	800	17	0.31
	900	17.3	0.28

COMPONENT WEIGHTS

Item	Unit	Weight	Remarks
Upper structure without front	kg	7120	With counterweight
Lower structure assembly	kg	7470	
Counterweight	kg	2200	
Front assembly	kg	2434	
4.6 m mono boom	kg	767	Including bushing
4.98 m articulated boom (upper / lower)	kg	592 / 384	Including bushing
Arm (2.5 m / 3.0 m)	kg	414 / 465	Including bushing

TECHNICAL SPECIFICATIONS

BUCKETS

Bucket Type	Capacity (m ³) SAE	Width (mm)		Weight (kg)	4600 mm mono boom		4980 mm articulated boom
		With side cutters	W/O side cutters		2500 mm arm	3000 mm arm	2500 mm arm
GP	0.24	534	464	275	A	A	A
	0.39	820	736	341	A	A	A
	0.45	911	821	381	A	A	A
	0.51	991	907	393	A	A	B
	0.59	1081	997	413	B	C	C
	0.64	1167	1083	435	B	C	D
	0.76	1339	1255	484	C	D	D
DC Class	0.45	-	1500	357	A	A	A
	0.54	-	1800	403	A	B	B
H Class	0.31	642	600	372	A	A	A
	0.42	792	750	420	A	A	A
	0.52	942	900	478	A	B	C
	0.60	1042	1000	510	B	C	D
	0.67	1142	1100	542	C	D	D
	0.74	1242	1200	585	D	-	-


A: Suitable for materials with a density less than or equal to 2100 kg/m³

B: Suitable for materials with a density less than or equal to 1800 kg/m³

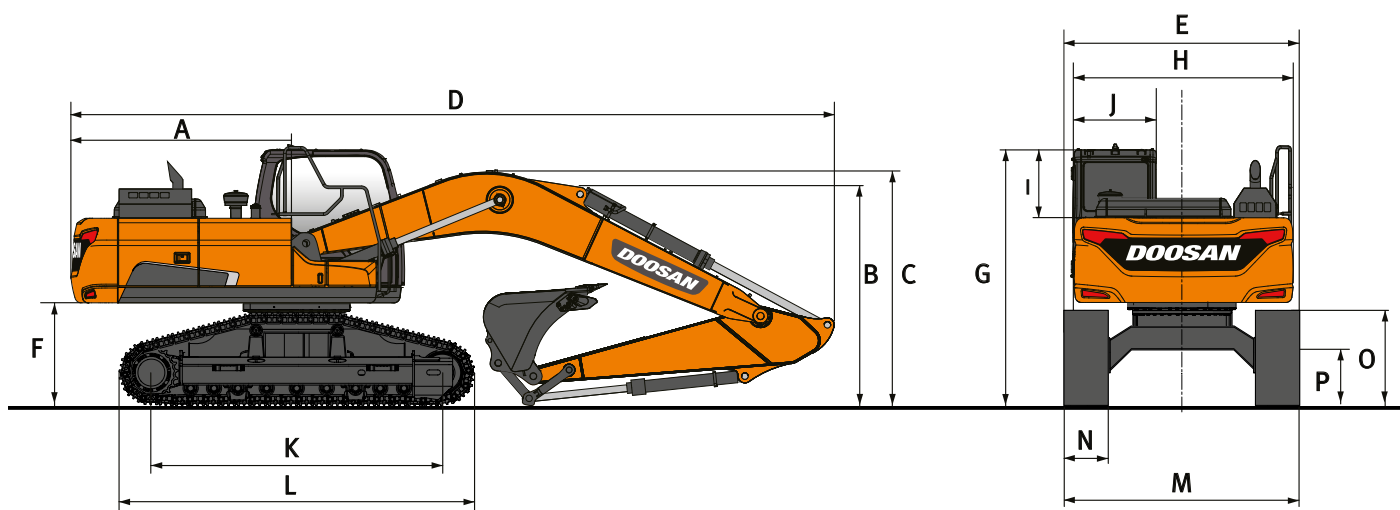
C: Suitable for materials with a density less than or equal to 1500 kg/m³

D: Suitable for materials with a density less than or equal to 1200 kg/m³

Based on ISO 10567 and SAE J296, arm length without quick-coupler. For reference only.



DIMENSIONS

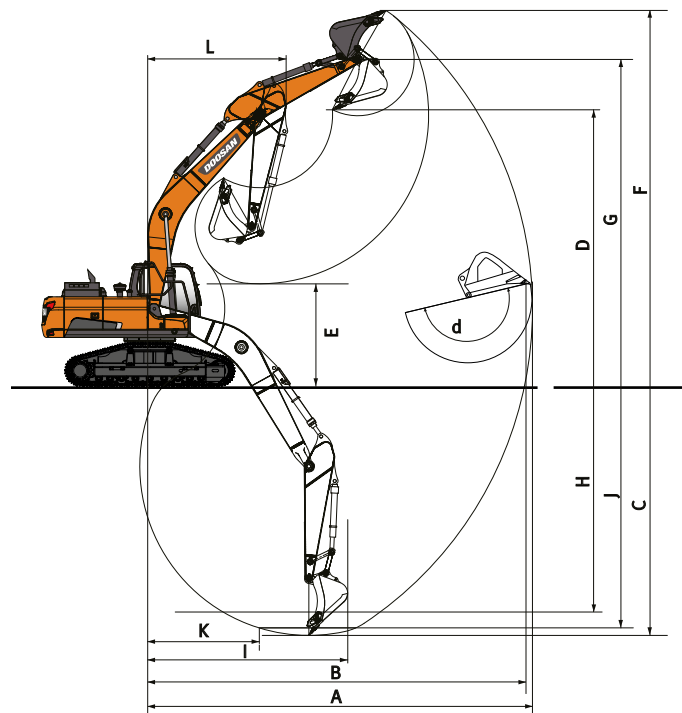


DIMENSIONS

	Unit	Mono boom		Articulated boom
Boom length	mm	4600		4980
Arm length	mm	2500	3000	2500
Bucket capacity	m³	0.51	0.45	0.45
A Tail swing radius	mm	2205	2205	2205
B Shipping height (boom)	mm	3020	2680	2950
C Shipping height (hose)	mm	3200	2830	3150
D Shipping length	mm	7720	7650	8015
E Shipping width	mm	3000	3000	3000
F Counterweight clearance*	mm	1175	1175	1175
G Height over cab	mm	3050	3050	2785
H House width	mm	3065	3065	3065
I Cab height above house	mm	830	830	830
J Cab width	mm	1010	1010	1010
K Tumbler distance	mm	3180	3180	3180
L Track length	mm	3925	3925	3925
M Undercarriage width	mm	3000	3000	3000
N Shoe width	mm	800	800	800
O Track height *	mm	946	946	946
P Ground clearance *	mm	615	615	615

*: without grouser

WORKING RANGE



WORKING RANGE

	Unit	Mono boom		Articulated boom
Boom length	mm	4600		4980
Arm length	mm	2500	3000	2500
Bucket capacity	m³	0.51	0.45	0.45
A Max. digging reach	mm	8285	8665	8720
B Max. digging reach (ground)	mm	8080	8475	8530
C Max. digging depth	mm	5355	5850	5445
D Max. loading height	mm	6605	6720	7140
E Min. loading height	mm	2765	2005	2995
F Max. digging height	mm	8940	9025	9515
G Max. bucket pin height	mm	7815	7940	8355
H Max. vertical wall depth	mm	4210	4405	4400
I Max. radius vertical	mm	5605	5970	5725
J Max. digging depth (8'level)	mm	5115	5610	5335
K Min. radius 8'level	mm	1915	1825	910
L Min. swing radius	mm	2380	2625	2970
d Bucket angle	°	174	174	174











DIGGING FORCES (ISO)

	Unit	Mono boom		Articulated boom
Boom length	mm	4600		4980
Arm length	mm	2500	3000	2500
Bucket capacity	m³	0.51	0.45	0.45
BUCKET (Normal/Press. Up)	ton	10.5 / 11.1	10.5 / 11.1	10.5 / 11.1
ARM (Normal/Press. Up)	ton	6.2/6.5	5.6/6.0	6.2/6.5

LIFTING CAPACITIES

MONO BOOM • W/O BUCKET

(UNIT: 1000 KG)

A	1.5 m		3.0 m		4.5 m		6.0 m		Max. reach		
											A

Mono boom 4.6 m • Arm 2.5 m • Shoe 800 mm • Counterweight 2.2 t

7.5 m									2.57 *	2.57 *	4.06
6.0 m					3.63 *	3.63 *			2.12 *	2.12 *	5.65
4.5 m					4.08 *	4.08 *	3.46 *	3.31	2.00 *	2.00 *	6.52
3.0 m			7.32 *	7.32 *	5.17 *	4.95	4.42 *	3.23	2.01 *	2.01 *	6.96
1.5 m			7.32 *	7.32 *	6.40 *	4.71	4.48	3.13	2.15 *	2.15 *	7.06
0.0 m			7.55 *	7.55 *	6.8	4.55	4.40	3.06	2.44 *	2.44 *	6.82
-1.5 m	6.02 *	6.02 *	10.96 *	8.46	6.75	4.51	4.39	3.05	3.05 *	2.91	6.22
-3.0 m	10.10 *	10.10 *	9.42 *	8.61	6.30 *	4.59			4.68 *	3.86	5.12

Mono boom 4.6 m • Arm 2.5 m • Shoe 900 mm • Counterweight 2.2 t

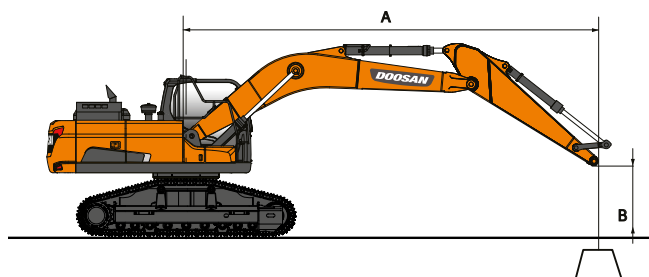
7.5 m									2.57 *	2.57 *	4.06
6.0 m					3.63 *	3.63 *			2.12 *	2.12 *	5.65
4.5 m					4.08 *	4.08 *	3.46 *	3.36	2.00 *	2.00 *	6.52
3.0 m			7.32 *	7.32 *	5.17 *	5.02	4.42 *	3.28	2.01 *	2.01 *	6.96
1.5 m			7.32 *	7.32 *	6.40 *	4.78	4.55	3.18	2.15 *	2.15 *	7.06
0.0 m			7.55 *	7.55 *	6.91	4.62	4.47	3.10	2.44 *	2.44 *	6.82
-1.5 m	6.02 *	6.02 *	10.96 *	8.59	6.86	4.58	4.46	3.10	3.05 *	2.96	6.22
-3.0 m	10.10 *	10.10 *	9.42 *	8.74	6.30 *	4.66			4.68 *	3.92	5.12



Mono boom 4.6 m • Arm 3.0 m • Shoe 800 mm • Counterweight 2.2 t

7.5 m					2.66 *	2.66 *			2.31 *	2.31 *	4.70
6.0 m							2.29 *	2.29 *	2.01 *	2.01 *	6.13
4.5 m					3.50 *	3.50 *	3.34 *	3.34 *	1.94 *	1.94 *	6.93
3.0 m			6.06 *	6.06 *	4.62 *	4.62 *	4.06 *	3.25	1.97 *	1.97 *	7.35
1.5 m			9.44 *	8.82	5.96 *	4.74	4.49	3.13	2.12 *	2.12 *	7.44
0.0 m			8.43 *	8.43 *	6.80	4.55	4.38	3.04	2.42 *	2.35	7.22
-1.5 m	5.70 *	5.70 *	10.76 *	8.37	6.71	4.47	4.34	3.00	3.00 *	2.62	6.65
-3.0 m	8.88 *	8.88 *	10.11 *	8.47	6.74 *	4.5			4.44 *	3.31	5.64
-4.5 m			7.11 *	7.11 *					5.41 *	5.41 *	3.81

Mono boom 4.6 m • Arm 3.0 m • Shoe 900 mm • Counterweight 2.2 t

7.5 m					2.66 *	2.66 *			2.31 *	2.31 *	4.70
6.0 m							2.29 *	2.29 *	2.01 *	2.01 *	6.13
4.5 m					3.50 *	3.50 *	3.34 *	3.34 *	1.94 *	1.94 *	6.93
3.0 m			6.06 *	6.06 *	4.62 *	4.62 *	4.06 *	3.30	1.97 *	1.97 *	7.35
1.5 m			9.44 *	8.95	5.96 *	4.81	4.56	3.18	2.12 *	2.12 *	7.44
0.0 m			8.43 *	8.43 *	6.90	4.62	4.45	3.09	2.42 *	2.39	7.22
-1.5 m	5.70 *	5.70 *	10.76 *	8.50	6.81	4.54	4.41	3.05	3.00 *	2.66	6.65
-3.0 m	8.88 *	8.88 *	10.11 *	8.60	6.74 *	4.57			4.44 *	3.36	5.64
-4.5 m			7.11 *	7.11 *					5.41 *	5.41 *	3.81













 : Rating over front.
 : Rating over side or 360°.

- Lifting capacities are in compliance with ISO 10567:2007(E).
- The load point is at the end of the arm.
- * = The nominal loads are based on hydraulic capacity.
- The nominal loads shown do not exceed 75% of tipping loads or 87% of hydraulic lifting capacity.
- For lifting capacity with bucket, simply subtract the actual weight of the bucket from the values.
- The configurations indicated do not necessarily reflect the standard equipment of the machine.

LIFTING CAPACITIES

ARTICULATED BOOM • W/O BUCKET

(UNIT: 1000 KG)

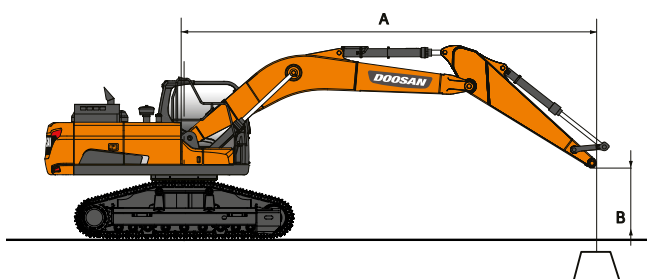
A	3.0 m		4.5 m		6.0 m		7.5 m		Max. reach		
											A



Articulated boom 4.98 m • Arm 2.5 m • Shoe 800 mm • Counterweight 2.2 t

7.5 m			3.23 *	3.23 *					1.80 *	1.80 *	4.95
6.0 m			2.94 *	2.94 *	2.87 *	2.87 *			1.47 *	1.47 *	6.31
4.5 m			3.56 *	3.56 *	3.47 *	3.30			1.34 *	1.34 *	7.10
3.0 m			4.75 *	4.75 *	3.97 *	3.19	1.37 *	1.37 *	1.30 *	1.30 *	7.51
1.5 m			6.04 *	4.60	4.44	3.07	2.23 *	2.23 *	1.34 *	1.34 *	7.60
0.0 m			6.70	4.44	4.34	2.99			1.44 *	1.44 *	7.38
-1.5 m	8.19 *	8.19 *	6.66	4.41	4.32	2.97			1.67 *	1.67 *	6.83
-3.0 m	9.95 *	8.44	6.72 *	4.48					3.54 *	3.23	5.75

Articulated boom 4.98 m • Arm 2.5 m • Shoe 900 mm • Counterweight 2.2 t

7.5 m			3.23 *	3.23 *					1.80 *	1.80 *	4.95
6.0 m			2.94 *	2.94 *	2.87 *	2.87 *			1.47 *	1.47 *	6.31
4.5 m			3.56 *	3.56 *	3.47 *	3.35			1.34 *	1.34 *	7.10
3.0 m			4.75 *	4.75 *	3.97 *	3.24	1.37 *	1.37 *	1.30 *	1.30 *	7.51
1.5 m			6.04 *	4.67	4.51	3.12	2.23 *	2.23 *	1.34 *	1.34 *	7.60
0.0 m			6.81	4.51	4.41	3.03			1.44 *	1.44 *	7.38
-1.5 m	8.19 *	8.19 *	6.77	4.48	4.39	3.01			1.67 *	1.67 *	6.83
-3.0 m	9.95 *	8.57	6.72 *	4.55					3.54 *	3.28	5.75



 : Rating over front.
 : Rating over side or 360°.

- Lifting capacities are in compliance with ISO 10567:2007(E).
- The load point is at the end of the arm.
- * = The nominal loads are based on hydraulic capacity.
- The nominal loads shown do not exceed 75% of tipping loads or 87% of hydraulic lifting capacity.
- For lifting capacity with bucket, simply subtract the actual weight of the bucket from the values.
- The configurations indicated do not necessarily reflect the standard equipment of the machine.

STANDARD AND OPTIONAL EQUIPMENT

● Standard ○ Optional

Engine

- Doosan D34 G2 - Common rail 4 cylinder engine with direct fuel injection and electronic control, 4 valves per cylinder, vertical injectors, water cooled, turbo charged with air-to-air intercooler, Stage V compliant, SCR, DOC and DPF post treatment
- Auto-idle function
- Auto shut-off
- No EGR

Hydraulic system

- Boom and arm flow regeneration
- Fine swing mode, on or off from cab
- Swing anti-rebound valves
- Spare ports (valve)
- One-touch power boost function
- Double way line high flow + Breaker piping (PE3C)
- Smart Power Control (SPC3)
- Cylinder cushioning & contamination seals
- Double pump flow
- Clamshell piping (diverter valve from bucket cylinder)
- Hydraulic piping low flow for rotating or tilting tool (joystick control)
- Hydraulic piping for quick-coupler
- Floating boom

Cab & interior

- Pressurized sound-insulated and CabSus mounted cab
- Fully adjustable air suspension seat with heater
- Air conditioning with climate control
- Pull-up type front window sun roller blind and removable lower front window
- Sliding left window
- Intermittent upper and lower windshield parallel wiper
- Rain visor
- Rear window defroster switch
- Adjustable PPC wrist control levers for arm boom bucket and swing
- Joysticks & pedal provide proportional control of auxiliary hydraulic lines
- Pedal for auxiliary control 1 & 2 ways
- Jog shuttle switch
- DOOSAN Smart Touch – 8" touch screen, all-in-one
- Attachment management system
- Engine speed (RPM) control dial
- Automatic travel speed
- 4 operating modes & 4 working modes
- Electric horn
- Cigarette lighter
- Ceiling light
- Cup holder
- Multiple storage compartments (e.g. document holder under seat)
- Heating and cooling lunch box
- Flat spacious easy-to-clean floor
- Keyless start (Doosan Smart Key) & remote door lock/unlock
- Anti-theft protection
- 12 V spare power socket
- Serial communication port for laptop PC interface
- Remote radio ON/OFF switch
- Loudspeakers and connections for radio
- Radio + MP3 (stereo) with Bluetooth streaming and handsfree call system
- Rear and side view camera
- 360° all-around view camera (AVM)
- 360° all-around view camera (AVM) + ultra sonic detection
- Fully adjustable air suspension seat (heating & cooling)

Safety

- Roll Over Protective Structure (ROPS)
- Boom and arm cylinder safety valves
- Overload warning device
- Large guard rails on upper structure and steps
- Rotating beacon
- Punched metal anti-slip plates
- Hydraulic safety lock lever
- Safety glass
- Hammer for emergency escape
- Right and left rear-view mirrors
- Lockable fuel cap and covers
- Battery cut-off switch
- Engine restart prevention system
- Emergency engine stop switch and hydraulic pump control switch
- Guard rails (ISO 2867:2011)
- Parking brake
- LED 8 work lights (2 boom lamp, 4 body lamps, 2 additional lamps on cab)
- LED work lights 4 additional lamps (2 in the front, 2 in the rear of the cab)
- Falling Objects Guard System – top and front cab guards (ISO 10262 level II and SAE J1356)
- Front window upper and lower guards

Other

- 4600 mm mono boom – 2500 mm arm – 2200 kg counterweight
- DoosanCONNECT (telematic system)
- Auto shut-off fuel filler pump
- Double element air cleaner
- Fuel pre-filter with water separator sensor
- Dust screen for radiator/oil cooler
- Self-diagnostic function
- Alternator (24 V 100 A) – Battery (2 × 12 V 100 Ah)
- Hydrostatic drive with 2-speed power shift transmission
- Remote greasing for swing circle and work group pivot points
- 3000 mm arm for mono boom only
- 4980 mm articulated boom
- DOOSAN buckets: full range of GP HD & rock buckets
- DOOSAN breakers and DOOSAN quick-couplers
- Automatic lubrication system
- Air compressor

Undercarriage

- Standard fixed undercarriage 3000 mm with 800 mm shoes
- 800 mm triple grouser shoes
- 900 mm triple grouser shoes

